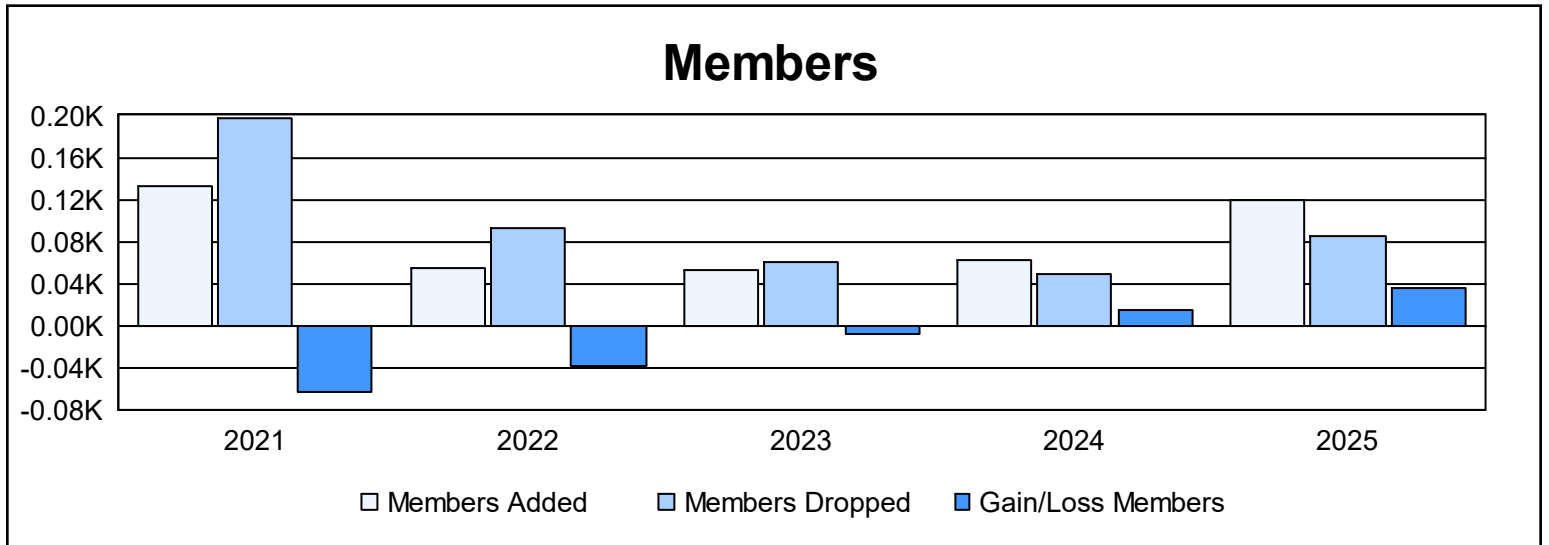
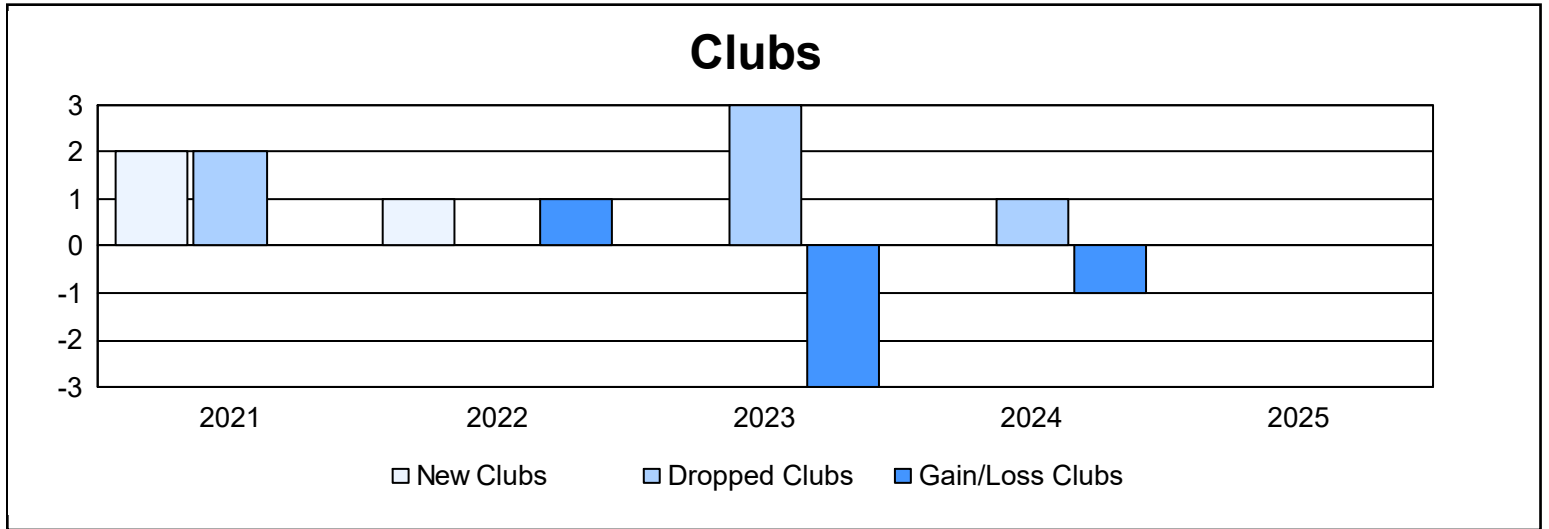
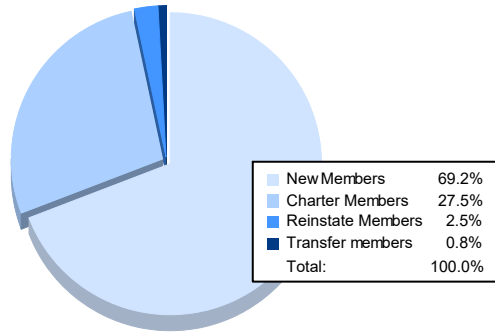


Year	New Clubs	Dropped Clubs	Gain/ Loss Clubs	New Members	Charter Members	Reinstate Members	Transfer Members	Total Member Added	Total Members Dropped	Gain/ Loss Members
2020-2021	2	2	0	72	55	0	6	133	197	-64
2021-2022	1	0	1	31	20	2	2	55	93	-38
2022-2023	0	3	-3	41	1	0	11	53	61	-8
2023-2024	0	1	-1	58	0	0	5	63	49	14
2024-2025				83	33	3	1	120	85	35
<b>Average</b>	<b>1</b>	<b>2</b>	<b>-1</b>	<b>57</b>	<b>22</b>	<b>1</b>	<b>5</b>	<b>85</b>	<b>97</b>	<b>-12</b>



### Membership Composition June 2025 Cumulative



### Gender Composition June 2025 Cumulative

